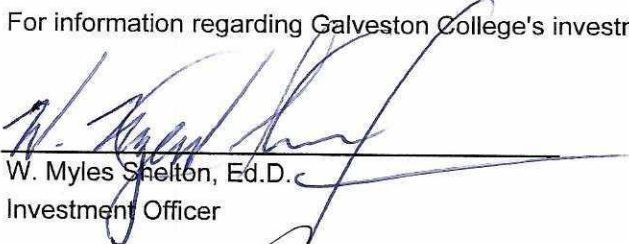



**Board Investment Report FY 2023  
Cash equivalents and Investments  
Forth Quarter Fiscal Year 2023 Activity  
For June 1, 2023 through August 31, 2023**


	<u>Fair Value</u>	<u>Book Value</u>
Beginning Value - June 1, 2023	\$ 48,007,060	\$ 48,007,060
Additions/Subtractions (Net)	(7,986,911)	(7,986,911)
Change in Fair Value	-	-
Ending Value - August 31, 2023	<u>40,020,149</u>	<u>40,020,149</u>
Earnings for the Fourth Quarter		574,270
Weighted Average Maturity at Ending Period Date (Days)		1
Weighted Average Earnings Rate for the Fourth Quarter		5.11%
Benchmark - Quarterly Average of the 4 week Treasury Yield		5.17%

The above reported investments have been recorded in compliance with generally accepted accounting principles. In the opinion of the investment officers of the College, both this report and the investment portfolio of the College are in compliance with the requirements of the Public Funds Investment Act of the State of Texas and the Investment Policy of the Board of Regents of Galveston Community College District.

For information regarding Galveston College's investment portfolio, please contact Jeff Engbrock at (409) 944-1215.

  
\_\_\_\_\_  
W. Myles Shelton, Ed.D.  
Investment Officer

  
\_\_\_\_\_  
Dr. Van Patterson  
Investment Officer


  
\_\_\_\_\_  
Jeff Engbrock  
Investment Officer


Board Investment Report FY 2023  
 Cash Equivalents and Investments  
 Forth Quarter Fiscal Year 2023 Activity  
 For June 1, 2023 through August 31, 2023

Description of Security	Account No. / CUSIP No.	Average Interest Rate	Maturity Date	Beginning Book Value	Ending Book Value	Beginning Fair Value	Additions	Withdrawals	Ending Fair Value	% of Total Portfolio	Weighted Avg. Earnings Rate	Accrued Interest	Days to Maturity	Weighted Avg. Maturity-Days
<b>OPERATING</b>														
Lone Star Investment Pool - Corp	84502	5.374%	Demand	132,710	134,509	132,710	1,799	-	134,509	0.34%	0.02%	-	1	0.00
Lone Star Investment Pool - Gov	84502	5.309%	Demand	13,672,085	9,961,551	13,672,085	1,489,466	(5,200,000)	9,961,551	24.89%	1.32%	-	1	0.25
Logic	151720001	5.362%	Demand	6,625,353	6,714,971	6,625,353	89,618	-	6,714,971	16.78%	0.90%	-	1	0.17
Texpool	000020101	5.182%	Demand	5,914,272	5,991,559	5,914,272	77,286	-	5,991,559	14.97%	0.78%	-	1	0.15
Texas Term Pool	1216-00	5.215%	Demand	5,300,288	5,369,995	5,300,288	69,707	-	5,369,995	13.42%	0.70%	-	1	0.13
MNB Repurchase Account	3128X1P24	0.100%	Open	565,486	942,986	565,486	377,500	-	942,986	2.36%	0.00%	-	1	0.02
Vanguard Mutual Fund	09914680032	5.125%	Demand	712,503	721,710	712,503	9,207	-	721,710	1.80%	0.09%	-	1	0.02
<b>TOTAL OPERATING</b>				<b>32,922,698</b>	<b>29,837,282</b>	<b>32,922,698</b>	<b>2,114,584</b>	<b>(5,200,000)</b>	<b>29,837,282</b>	<b>74.56%</b>	<b>3.81%</b>	<b>-</b>	<b>-</b>	<b>0.75</b>
<b>RESTRICTED</b>														
Lone Star Invest. - 2022 Bond Proceeds	84502	5.098%	Demand	13,157,554	8,230,860	13,157,554	147,166	(5,073,860)	8,230,860	20.57%	1.05%	-	1	0.21
Lone Star Invest. - 2022 Bond Reserve	84502	5.166%	Demand	1,926,808	1,952,007	1,926,808	25,199	-	1,952,007	4.86%	0.25%	-	1	0.05
<b>TOTAL RESTRICTED</b>				<b>15,084,362</b>	<b>10,182,867</b>	<b>15,084,362</b>	<b>172,385</b>	<b>(5,073,860)</b>	<b>10,182,867</b>	<b>25.44%</b>	<b>1.30%</b>	<b>-</b>	<b>-</b>	<b>0.25</b>
<b>GRAND TOTAL</b>				<b>48,007,060</b>	<b>40,020,149</b>	<b>48,007,060</b>	<b>2,285,969</b>	<b>(10,273,860)</b>	<b>40,020,149</b>	<b>100%</b>	<b>5.11%</b>	<b>-</b>	<b>-</b>	<b>1.00</b>

The above reported investments have been recorded in compliance with generally accepted accounting principles. In the opinion of the investment officers of the College, both this report and the investment portfolio of the College are in compliance with the requirements of the Public Funds Investment Act of the State of Texas and the Investment Policy of the Board of Regents of Galveston Community College District.

For information regarding Galveston College's investment portfolio, please contact Jeff Engbrock at (409) 944-1215.

  
 W. Myles Shelton, Ed.D.  
 Investment Officer

  
 Van Patterson, Ed.D.  
 Investment Officer

  
 Jeff Engbrock  
 Investment Officer

**Board Investment Report FY 2023**  
**Interest Earned - Forth Quarter of FY 2023**  
**For June 1, 2023 through August 31, 2023**

<u>Investments</u>	<u>Aug</u>	<u>4th Quarter</u>	<u>Fiscal YTD</u>
<b>Operating</b>			
MNB Money Market Account	117	357	1,571
Lonestar Corp	624	1,799	5,976
Lonestar Gov	47,839	153,893	486,318
LOGIC	31,064	89,618	295,943
Texpool	26,873	77,286	251,713
Texas Term	24,186	69,707	228,988
Vanguard	3,159	9,207	29,799
Moody National Bank CD	-	-	13,798
<b>Total Investment Operating Interest</b>	<b>133,862</b>	<b>401,867</b>	<b>1,314,105</b>
<b>Restricted</b>			
Lonestar - 2022 Bond Reserve	8,744.67	25,199	82,997
Lonestar - 2022 Bond Proceeds	43,772.64	147,186	762,317
<b>Total Investment Restricted Interest</b>	<b>52,517</b>	<b>172,385</b>	<b>845,314</b>
<b>Demand Deposit</b>			
Moody National Bank	2	18	50
<b>Total Demand Deposit Interest</b>	<b>2</b>	<b>18</b>	<b>50</b>
<b>GRAND TOTAL INTEREST EARNED</b>	<b>186,381</b>	<b>574,270</b>	<b>2,159,469</b>